

Thinking of you

 **Electrolux**

Electrolux Professional
Tumble Dryers



Electrolux invented Natural Drying



invented
rying



Follow the **wave**.



Controlux invented
Controlux Drying



A woman with blonde hair, wearing a grey blazer over a light-colored shirt, is seated in a private jet cabin. She is looking out the window with a thoughtful expression, her hand resting on her chin. The cabin interior is visible, including a wooden console with controls and a cup holder.

Care and excellence

Excellence is part of our philosophy: in
planning, technology, design and service.

Smart solutions just for you

Flexibility and design mean Electrolux machines can be adapted to suit every type of laundry, whatever your needs.



Hospitality

Pristine linen and the highest standard of hygiene make all the difference to your customers satisfaction.

Healthcare

The most demanding hygiene standards in nursing homes and childcare centres are met with Electrolux dryers.



Launderettes

Perfect results wash after wash with energy-efficient, low-maintenance machines.

Apartment House Laundries

Low noise emissions and excellent drying performances make Electrolux machines the ideal choice for residential buildings.



Dry Cleaners

The Electrolux Lagoon™ system is the only wet-cleaning process in the world for delicate garments approved by The Woolmark Company.

Commercial Laundries


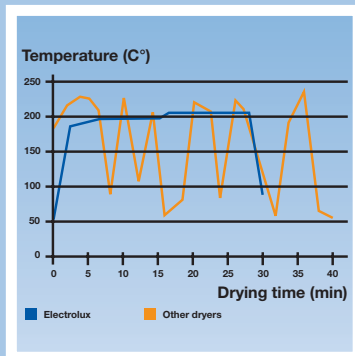
Commercial laundries need to be competitive. That is why our large industrial machines are designed to deliver you excellent results with high energy and cost efficiency.

A photograph of a sailboat on the water during sunset. The sun is low on the horizon, creating a golden glow over the water and the sky. The sailboat's sails are visible, and the water is dark with some whitecaps. In the background, there are some industrial structures on the shore.

Most efficient
thanks to
a gentle breeze

Exceptionally high performance combined with cost efficiency

Obtain great results and improve your laundry's efficiency by minimizing running costs with Electrolux tumble dryers.




Accurate temperature control

Extensive laboratory tests show that Electrolux tumble dryers provide shorter and more efficient drying cycles thanks to their accurate temperature control.

Residual Moisture Control

RMC measures the exact moisture content in the linen and automatically helps you to save time, energy and money. It is a must for delicate fabrics like wool and silk.



Advanced blower wheel

With our new generation blower wheels it is possible to optimize airflow and minimize maintenance costs.

Reverse drum action

The counter-clockwise drum rotation prevents linen from tangling and wrinkling, thus improving drying efficiency and making finishing easier.



Certus Management Information System™ (CMIS)

Innovative software from Electrolux that allows you to connect machines to a network to monitor all operating costs and program & consumption data - validating every processed batch.

Safety & Standards

Electrolux tumble dryers comply with all International safety standards and product quality specifications for your complete peace of mind.

Designed with you in mind

Ergonomic design and specific incorporated features ensure that Electrolux dryers are simple and safe to use.



Drum speed control

Thanks to our adjustable drum speed - excellent results are guaranteed, even with the most delicate loads.

Sliding doors

No more uncomfortable loading and unloading in critical locations. With our sliding doors, you no longer need a large amount of space for an efficient laundry flow.

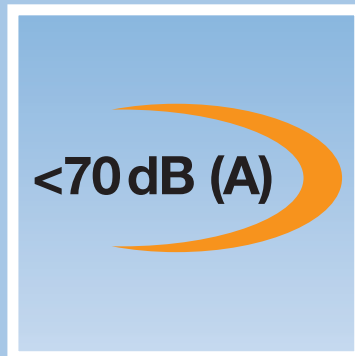


Forward tilting

The forward tilting and simultaneous rotation of the drum result in no requirement of manual handling of the linen. This results in excellent hygiene standards and improved working conditions for operators.

Door

The large diameter of the opening ensures easy loading and unloading. The door opens to nearly 180° and can be hinged to the left or right for optimal laundry flow.



Lint filter

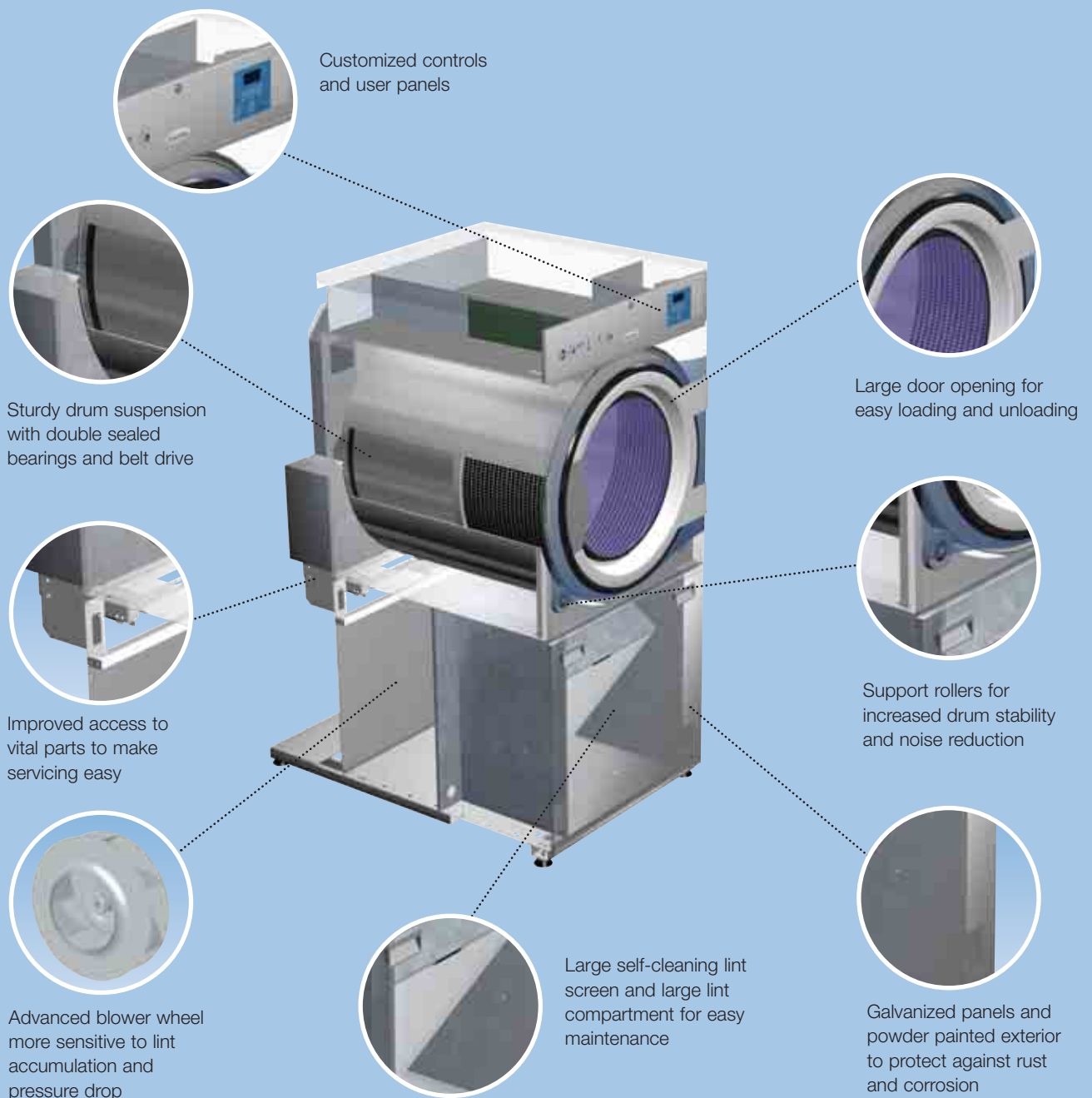
Maintenance is minimized thanks to the large lint filter. Lint can easily be removed from the bottom of the compartment.

Low noise

Everyone seeks a quiet working environment. Electrolux tumble dryers are designed to keep the noise level below 70 dB (A).

Excellence in every detail

Electrolux tumble dryers are designed for quick and simple installation. Only one external connection for electricity, gas and exhaust is required.





Electrolux
technology
makes life
easier

Designed to have everything under control

Complete control over the drying process is possible thanks to our advanced microprocessor technology.

With our Compass and Selecta controls it is simple to choose alternative settings for maximum drying flexibility.

Compass Control®



Compass Control®

- Multilingual
- Larger display
- Quick start buttons
- Multi-programmable

Quick start

Our quick start options allow you to preset 2 of your most frequently used programs.

Easy reading

Text makes program identification easy.

Search ease

The ergonomic knob ensures quick and easy program selection.

Selecta Coin



Selecta Coin

- Temperature selection
- Drying time determined by payment system
- Display shows remaining drying time

Selecta AHL



Selecta Apartment House Laundry

- Temperature, program and time selection
- Display shows selected program, remaining drying time, cool-down time, actual temperature and moisture content (with RMC)
- Fully programmable

Selecta OPL



Selecta On Premises Laundry


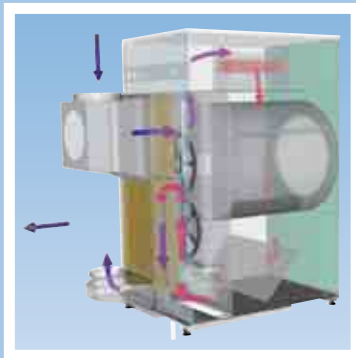
- Temperature, program, time, reversing and cool-down selection
- Display shows selected program, remaining drying time, cool-down time, actual temperature and moisture content (with RMC)
- Fully programmable

The best care
always



Truly tailor-made

Tumble dryers can be customized with a wide range of options and accessories to give you the perfect machine.
All tumble dryers can be customized with a wide range of options and accessories to give you the machine you really want.





Heat recovery pipes and heat exchangers

Exchangers save up to 25% of the total energy consumption due to our optimized exchange principle.

Condensing unit

A special condensing unit removes humidity from the exhaust air. This is the best solution when an external connection is not possible.



Special equipment insert

Using our dedicated insert allows you to avoid damage and scratching to special and delicate items (e.g. Protection masks for fire brigade.)

Fresh air intake

The fresh air intake provides optimum air conditions while reducing energy consumption and drying times.



Electrolux Service

- Maintain appliances in excellent prime condition
- Prevent costly and untimely breakdowns
- Reduce stress and unexpected problems
- Retain the value of your investment for many years to come
- Reduce overall operating costs
- Fully qualified and trained Electrolux certified engineers

Tailor your choice

Legend

● Standard ○ Option - Not available



Model		T4130	T4190	T4250	
		Comments			
Capacity:	Drum volume in litres	130	190	250	
	Dry weight capacity kg	Filling factor 1:18	7.2	10.6	13.9
	Dry weight capacity kg	Filling factor 1:25	5.2	7.6	10
	Dry weight capacity lb	Filling factor 1:18	16	23	31
	Dry weight capacity lb	Filling factor 1:25	11	17	22
Dimensions:	Width (mm)	595	720	790	
	Depth (mm)	700	725	900	
	Height (mm)	850	1113	1740	
	Width (in)	23-6/16"	28-5/16"	31-2/16"	
	Depth (in)	27-10/16"	28-8/16"	35-6/16"	
	Height (in)	33-8/16"	43-13/16"	68-8/16"	
Heating	Electric	●	○	○	
	Gas	-	○	○	
	Steam	-	-	○	
Consumption*	Heat	kW rating of electric or gas heating	5.1	8	13.5
	Energy	kW per load/kg	2.7/5.5	3.5/7.6	5.8/11
	Time	Minutes per load (excl. cool down)/Kg	34/5.5	27/7.6	27/11
Front Panel	Painted	●	●	●	
	Stainless Steel	○	○	○	
Drum	Galvanized	-	●	●	
	Stainless Steel	●	○	○	
Controls	Compass Control®	●	●	-	
	Selecta Control®	-	-	●	
Control option	Autostop	Not available with coin machines	-	●	●
	RMC	Not available with coin machines	●	○	○
Payment	Coin meter	○	○	○	
	Central / single system	○	○	○	
Drum	Reversing drum	Only with 3 phase supply, T4130 and T4190	●	○	○
	Speed control		-	-	-
Power supply	3 phase	○	●	●	
	Single phase	For gas, steam, T4130 and T4190	●	○	○
Loading system	Sliding door	-	-	-	
	Forward tilting	-	-	-	
Heat recovery	Pipes	-	-	-	
	Condensing	○	○	-	

* Consumption data is for mentioned electric or gas heating at a specific test load of 100% cotton dried from 50% to 0% moisture



	T4290	T4300	T4350	T4530	T4650	T4900	T41200
	286	2 x 300	349	528	650	900	1200
	15.9	2 x 16.7	19.4	29.3	36.1	50	66.7
	11.4	2 x 12	14	21.1	26	36	48
	35	2 x 36	43	65	79	110	147
	25	2 x 26	32	46	57	79	106
	710	790	790	960	960	1290	1290
	1120	1100	1120	1180	1370	1295	1485
	1880	1940	1740	1995	1995	2465	2465
	28"	31-2/16"	31-2/16"	37-13/16"	37-13/16"	50-13/16"	50-13/16"
	44-2/16"	43-5/16"	44-2/16"	46-8/16"	53-14/16"	51"	58-8/16"
	74"	76-6/16"	68-8/16"	78-8/16"	78-8/16"	97"	97"
	o	o	o	o	o	o	o
	o	o	o	o	o	o	o
	o	-	o	o	o	o	o
	18	gas 2 x 21 kW	18	gas 42 kW	gas 57 kW	gas 64 kW	gas 82 kW
	8.5/13.5	7.1/13.6	7.7/16	15/23	17.9/29.5	26.2/45	35.6/60
	29/13.5	21/2x13.6	27/16	22/23	23/29.5	26/45	27/60
	•	•	•	•	•	•	•
	o	o	o	o	o	o	o
	•	•	•	•	•	•	•
	o	o	o	o	o	o	o
	-	-	-	-	-	-	-
	•	•	•	•	•	•	•
	•	•	•	•	•	•	•
	o	o	o	o	o	o	o
	o	o	o	o	o	-	-
	o	o	o	o	o	-	-
	o	o	o	o	o	•	•
	o	-	-	o	-	o	o
	•	•	•	•	•	•	•
	o	o	o	o	-	-	-
	-	-	-	-	-	o	o
	-	-	-	-	-	o	o
	o	-	-	o	o	-	-
	-	-	-	-	-	-	-

Share more of our thinking at www.electrolux.com

Environment

Being environmentally friendly is more than just a concern to us.

It means being truly conscious and totally committed to environmental issues at every stage of the industrial cycle, from design to manufacturing.

The ISO 14001 certification guarantees our long-term commitment.

The Company reserves the right to change specifications without notice.