



Ultra Pro Bar HD 400 Amplified Antenna User's Manual



32763
Version 01

Introduction: The 32763 Ultra Pro Bar HD 400 Amplified Antenna is specially designed to receive digital TV reception. The compact and stylish design will blend in with any décor.

Important safety instructions:

- **USE** only indoors.
- **DO NOT** install in wet locations or locations that can get wet.

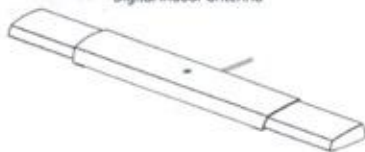
Features:

- VHF/UHF/HDTV
- Wall/table mountable
- Stylish slim profile
- Low noise amplifier
- USB powered

Package Contents:

- Digital Indoor Antenna
- USB power adapter
- Metal stand
- Wall mounting hardware
- User's manual

Digital indoor antenna



Antenna stand



Mounting hardware



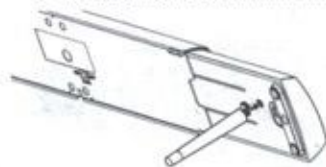
UL-listed power adapter

Antenna Assembly & Installation:

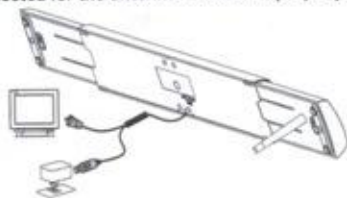
1. Gently pull on each end of the antenna until each end is fully extended. **Note: For best antenna reception the ends of the antenna must be fully extended.**



2. Select the mounting method you prefer and place the antenna in the desired location.
 - a. Mount above TV or to wall.
 - b. Lay the antenna flat.
 - c. Use the antenna stand (as shown below).



3. Connect the coax cable from the antenna to the TV.
4. Connect the USB cable to the AC Power Adapter and plug the AC Power Adapter into an available wall outlet. As another option, the USB cable can be plugged into a USB port on your TV. **Note: The USB cable must be connected for the antenna to function properly.**



5. Make sure the amplifier switch on the back of the antenna is in the ON position. The antenna works best in most situations with the amplifier in the ON position. However, if you have poor TV reception after completing step 6 below, switch the amplifier to OFF position to see if this improves reception.
6. **SCAN FOR CHANNELS ON YOUR TV:** This step is very important. Your TV will NOT receive signals from the antenna without doing a channel scan. See your TV's menu for this process. You can also refer to the TV instruction manual for detailed instructions.
Note: It is important to repeat this process and re-scan for channels anytime you move the antenna, re-position the antenna or turn the amplifier switch ON or OFF.
7. Contact us at 1-800-654-8483 if you need assistance.

Antenna helpful tips

Maximize the number of channels you receive by placing the antenna in several different locations to see which location provides the best reception and the maximum number of channels. Be sure to run a new channel scan on your TV in each position. Refer to the instruction manual that came with your TV if you are not sure how to do this.

Position or mount the antenna as high as possible or near a window for best performance.

Visit www.antennaweb.org or www.fcc.gov and look for the DTV Reception Maps to determine the available television stations and location of the broadcast towers in your area.

For further assistance, call 1-800-654-8483 for technical support.

MADE IN CHINA

GE is a trademark of General Electric Company and is under license by Jasco Products Company LLC, 10 E. Memorial Rd., Oklahoma City, OK 73114.

This Jasco product comes with a limited-lifetime warranty. Visit www.byjasco.com for warranty details.

Questions? Contact us at 1-800-654-8483 between 7:30AM-5:00PM CST.



Antena amplificada Ultra Pro Bar HD 400 Manual del usuario

