



# Just What You Need

**JRX100**

**JRX100 delivers the performance and prestige JBL is known for at an affordable price point.** To meet these conflicting design goals, we looked at every element of the speaker system design. We kept everything that makes a speaker perform and sound its best and we eliminated things that don't. With performance, value and popular price points, we are going to be building a lot of JRX100 speakers. This means we can apply efficient, high-volume production methods and purchase materials at the lowest cost. That's how JRX100 delivers unprecedented value.

# PRODUCTS AND SPECS

## JRX115 and JRX115i – 15", two-way sound-reinforcement speaker system



This trapezoidal, 15" speaker system is at home in live sound, dance music, and speech reinforcement. It's equipped with low and high-frequency drivers built in our Northridge, California factory. Features include the Dual-Angle, 35mm pole mount socket as well as Neutrik® SpeakOn® and 1/4" input connectors.

An installation version (JRX115i) is also available. Three M10 eyebolts and threaded brackets replace the feet, pole socket, and handles of the portable JRX115.

Frequency Range <sup>1</sup> (-10 dB):	38 Hz - 16 kHz
Frequency Response <sup>1</sup> (±3 dB):	50 Hz - 12.5 kHz
Sensitivity (1w/1m):	98 dB SPL
Nominal Impedance:	8 Ω
Power Capacity <sup>2</sup> :	250 watts
Peak Power Capacity <sup>2</sup> :	1000 watts
Recommended Amplifier Power:	250 watts to 500 watts into 8 Ω
Maximum SPL:	128 dB
Nominal Dispersion:	90° x 50°
Crossover Frequency:	1.6 kHz
Dimensions (H x W x D):	699 mm x 460 mm x 432 mm (27.5 in x 18.1 in x 17 in)
Weight:	27.4 kg (60.5 lb)
High Frequency Driver:	JBL 2412 1" exit compression driver mounted on Progressive Transition™ Waveguide
Low Frequency Driver:	JBL M115-8A
Input Connectors:	Neutrik® SpeakOn® NL4 (x1); 1/4" TS phone jack (x1); parallel

## JRX125 – Dual 15" two-way sound reinforcement speaker



Dual 15" speaker systems have become one of the most popular configurations with DJs and musicians who are looking for more low-frequency performance while maintaining the simplicity of a single-box system. The JRX125 is actually a "quasi three-way" design. This means that the upper woofer covers lows and mids. The bottom woofer uses a lower crossover frequency and covers only lows, acting as a built-in subwoofer. So you get the extra low-end of a dual 15" rig while maintaining the superior mid-frequency performance of a single driver system.

Frequency Range <sup>1</sup> (-10 dB):	35 Hz - 16 kHz
Frequency Response <sup>1</sup> (±3 dB):	45 Hz - 12 kHz
Sensitivity (1w/1m):	100 dB SPL
Nominal Impedance:	4 Ω
Power Capacity <sup>2</sup> :	500 watts
Peak Power Capacity <sup>2</sup> :	2000 watts
Recommended Amplifier Power:	500 watts to 1000 watts into 4 Ω
Maximum SPL:	133 dB
Nominal Dispersion:	90° x 50°
Crossover Frequency:	2 kHz
Dimensions (H x W x D):	1092 mm x 464 mm x 426 mm (43 in x 18.3 in x 16.8 in)
Weight:	42.6 kg (94 lb)
High Frequency Driver:	JBL 2412 1" exit compression driver mounted on Progressive Transition™ Waveguide
Low Frequency Driver:	JBL M115-8A x 2
Input Connectors:	Neutrik® SpeakOn® NL4 (x1); 1/4" TS phone jack (x1); parallel

## JRX112M and JRX112Mi – 12", two-way stage monitor speaker system



Top concert acts hear themselves through JBL speakers - so should you. The JRX112M is designed to be compact and low-profile so it won't take up too much stage space or block audience sight-lines. Nothing is more important for a stage monitor than mid-range clarity. We paid special attention to optimizing performance in the critical mid-range. With its high-sensitivity (98 dB SPL), the JRX112M will crank out plenty of sound even with a moderately powerful amplifier. The JRX112M also includes JBL's Dual-Angle pole socket making it equally at home as a front-of-house speaker.

An installation version (JRX112Mi) is also available. Three M10 eyebolts and threaded brackets replace the feet, pole socket, and handles of the portable JRX112M.

Frequency Range <sup>1</sup> (-10 dB):	60 Hz - 16 kHz
Frequency Response <sup>1</sup> (±3 dB):	70 Hz - 12 kHz
Sensitivity (1w/1m):	99 dB SPL
Nominal Impedance:	8 Ω
Power Capacity <sup>2</sup> :	250 watts
Peak Power Capacity <sup>2</sup> :	1000 watts
Recommended Amplifier Power:	250 watts to 500 watts into 8 Ω
Maximum SPL:	129 dB
Nominal Dispersion:	90° x 50°
Crossover Frequency:	1.8 kHz
Dimensions (H x W x D):	584 mm x 399 mm x 325 mm (23 in x 15.7 in x 12.8 in)
Weight:	19.5 kg (43 lb)
High Frequency Driver:	JBL 2412 1" exit compression driver mounted on Progressive Transition™ Waveguide
Low Frequency Driver:	JBL M112-8
Input Connectors:	Neutrik® SpeakOn® NL4 (x1); 1/4" TS phone jack (x1); parallel

## JRX118S – 18", compact subwoofer



The JRX118S is driven by a massive JBL 18" woofer with a cast frame and 3" voice-coil. It's rated at 350 watts (continuous) and 1400 watts (peak) - and that's based on JBL Professional's 100 hour torture test. We've even created settings for the dbx DriveRack® PA Loudspeaker Controller that will let you get every last bit of performance from your JRX118S system.

Frequency Range <sup>1</sup> (-10 dB):	38 Hz - 300 Hz
Frequency Response <sup>1</sup> (±3 dB):	55 Hz - 300 Hz
Sensitivity (1w/1m):	96 dB SPL
Nominal Impedance:	4 Ω
Power Capacity <sup>2</sup> :	350 watts
Peak Power Capacity <sup>2</sup> :	1400 watts
Recommended Amplifier Power:	300 watts to 600 watts into 4 Ω
Recommended Crossover Settings:	30 Hz HPF, 24 dB / octave; 80 - 100 Hz LPF, 24 dB / octave
Maximum SPL:	133 dB
Dimensions (H x W x D):	605 mm x 508 mm x 551 mm (23.8 in x 20 in x 21.7 in)
Weight:	32.2 kg (71 lb)
Low Frequency Driver:	JBL 2043-G
Input Connectors:	Neutrik® SpeakOn® NL4 (x2); 1/4" TS phone jack (x1); parallel

## JRX118SP – 18", powered subwoofer



For those who prefer the simplicity of a self-powered subwoofer, there's the JRX118SP. JBL started with the same woofer used in the non-powered JRX118S and added a specially designed amplifier with 500 watts (peak) and 300 watts (continuous) power output. The JRX118SP features...

- Dual inputs with balanced XLR connectors.
- A built-in stereo crossover network - great for systems with EON or other powered satellite speakers.
- Peak limiter that protects the amplifier and speaker from clipping.

Frequency Range <sup>1</sup> (-10 dB):	38 Hz - 300 Hz
Frequency Response <sup>1</sup> (±3 dB):	55 Hz - 300 Hz
Amplifier Power:	Peak: 500 watts; Continuous: 300 watts with < 0.2% THD
Maximum SPL:	123 dB
Dimensions (H x W x D):	605 mm x 508 mm x 592 mm (23.8 in x 20 in x 23.3 in)
Weight:	40.4 kg (89 lb)
Low Frequency Driver:	JBL 2043-G
Input Connectors:	XLR/M x 2 (line level, balanced); 1/4" TS phone jack x1 (speaker level)
Output Connectors:	XLR/F x 2 (Selectable, Thru or High Pass)





# JRX100



**The great sound you expect from JBL.  
The price you don't.**



**H** A Harman International Company



## 1 Progressive Transition™ Waveguide

Just one example of JBL's innovation is the PT™ Waveguide design. For decades, horn designers were faced with trade-offs between well-controlled coverage, low-distortion, and good frequency response. JBL developed proprietary algorithms which give our PT Waveguides the best performance in all three areas.

## 2 Hardware

JRX100 doesn't scrimp on the hardware either. All the JRX models use tough, non-resonant all-steel handles with big, beefy bars. And the entire baffle (not just the woofer) is protected by an 18 gauge steel grille.

## 3 SonicGuard™

Feedback, dropped microphones, pushing the amps into clipping – all these things can quickly destroy even the best high-frequency drivers. That's why JBL JRX100 speakers include SonicGuard™ protection. SonicGuard circuitry absorbs excess energy without interrupting the performance. No circuit breakers to reset, no fuses to replace, and no "poly-switches" to degrade sound quality.

## 4 Enclosure Construction

Competitive systems typically use particleboard construction and rely entirely on glue to hold it together. For JRX100, we selected a more rugged and acoustically superior 3/4" MDF material for the enclosures. And to make sure they stay together, we constructed them with advanced adhesives and closely spaced mechanical fasteners. Not only are the cabinets rugged, but the denser enclosure walls are more rigid, delivering better low end as a result.

## 5 JBL Drivers

All woofers and compression drivers used in JRX100 are manufactured in Northridge, California by JBL Professional.

# JRX100




# The JBL 100 Hour Torture Test




Put on a set of industrial hearing protectors, step through three sound proof doors and you're in the JBL Power Test room. All JBL Professional speaker designs, including JRX100, come here for a brutal 100 hour torture test. When we specify a speaker as having 250 watts continuous power capacity, that means samples have survived a 100 hour test with IEC noise at 250 watts. And that's 250 watts average - the signal we use actually has 6 dB (1000 watt) peaks. If the systems don't pass, we change the design and start the tests again. No one in the industry uses a more demanding standard.

## Crossover Network Design



While the drivers are the muscle of a speaker system, the crossover network is the heart and soul. Just one look at a JRX100 network and a competitive network tells the story. JRX100 networks are built using heavy coils with massive cores and heavy gauge wire so they won't saturate when you drive them hard.

## Dual Angle Pole Socket

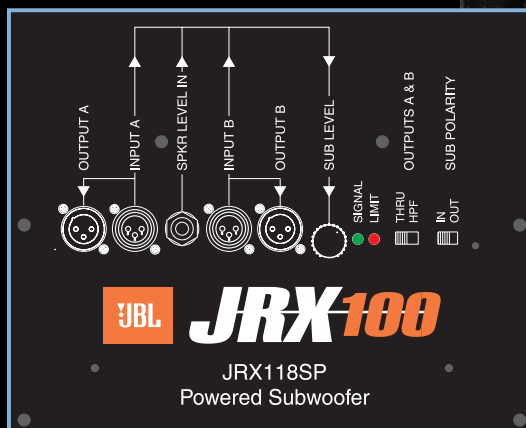


Elevating your speakers on a tripod stand or pole is a great idea. But, if you raise the speaker too high, half the output hits the back wall causing unwanted acoustic effects. Leave the speaker too low, and the crowd down front gets blasted while those in the rear can't hear. The solution - a pole mount with two sockets so you have the option of mounting your JRX115 or JRX112M with a 10° down angle. The result - more uniform coverage of your audience and less energy wasted hitting the walls. Of course you can still use the other socket to position your speakers with no down angle.

# Bass Basics

We've all heard shows where the sound was plenty loud and the music was kicking but there just wasn't any energy. Could be that the problem was inadequate bass. If your goal is to get the crowd out on the dance floor, there's no better way to do it than with plenty of tight, punchy, powerful bass. And there's no better way to get bass than with a JBL subwoofer.

The JRX100 line gives you two ways to get the JBL subs you need. If you prefer the simplicity and convenience of a powered subwoofer, choose the JRX118SP. Or if you'd rather have the flexibility of an externally powered rig, go with the JRX118S. Either way you're going to get the performance of a cast-frame, 18" woofer built by JBL.



**Powered or non-powered  
– the choice is yours.**



## JRX115i and JRX112Mi Installation Versions

The JRX115i and JRX112Mi are installation versions of portable JRX100 models. Both are designed for suspension where ground stacking or pole mounting is impractical or undesirable. Handles, feet and pole-mount socket have been removed. Three internal metal braces, threaded to receive M10 bolts have been added. To complete the package, three forged M10 eyebolts are provided. All other performance characteristics are identical to their portable counterparts.