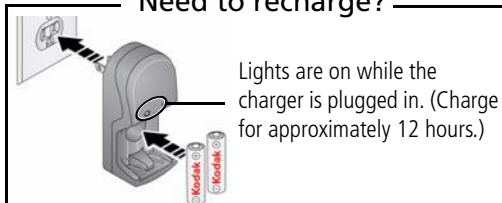


# 1 Power up



We recommend Kodak Ni-MH rechargeable digital camera batteries, AA

## Need to recharge?



## 2 Record



When you turn on the camera, it's ready to take videos.

● Start/stop recording



Zoom in/out



Choose a mode:

- HD60: 16:9 @ 60 FPS (HDTV, slow motion playback)
- HD: 16:9 @ 30 FPS (HDTV, smaller files for easier sharing)
- VGA (Web ready)
- Still (pictures)

Note: Your camera has internal memory. To take even more videos, insert an SD or SDHC card.

[www.kodak.com/go/accessories](http://www.kodak.com/go/accessories)

## 3 Playback



### 1 Enter Review mode

During video playback, this button plays a video in slow motion.

### 2 ● Play/Pause the current video

▲/▼ Volume

◀/▶ Previous/next video  
(Press and hold to fast-forward or fast-rewind a video.)

### Delete the current or all videos/pictures

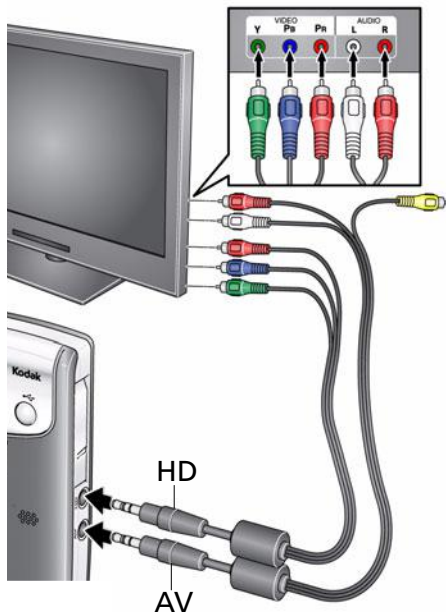
During video playback, this button stops a video.

## 4 Watch on TV

- 1 If you have an HDTV, connect both cables. Then turn on the TV and camera.

Don't have an HDTV?  
Use just the AV cable  
(red/white/yellow).

- 2 Set TV input to match your connection.



To set Video Out (NTSC/PAL), see [page 7](#).

## 5 Upload to YouTube™ in minutes

To upload and share videos on YouTube in minutes, install the on-camera software.



- 1 Connect, then turn on the camera.
- 2 If this is the first time you've connected to this Windows OS-based PC, follow the prompts to install ArcSoft MediaImpression Light.

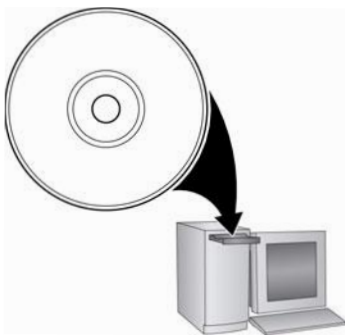
You can then transfer and share videos.

To do even more, see the next section.

Get ArcSoft product support: [www.arcsoft.com/support](http://www.arcsoft.com/support)

## 6 Transfer, edit, share online

To edit, personalize, share, make DVDs, and convert videos for use in other devices and applications, install the included CD.



- 1 Install ArcSoft MediaImpression for Kodak (on a Windows OS-based PC only).
- 2 Connect, then turn on the camera.

When the videos are transferred to the computer, use the software to edit, share, and more.

Video and pictures from the Zi6 camera can be used with the Apple iLife suite of products to edit, personalize, make DVDs, share via YouTube and Apple online sharing services (iWeb and MobileMe), or with iTunes for syncing with iPhone, iPod, or Apple TV.

Get ArcSoft product support: [www.arcsoft.com/support](http://www.arcsoft.com/support)

---

## 7 Access settings

---



When the camera is on, press both buttons to access the Setup menu.

---

### Date/Time

Set the date and time.

---

### Sounds

Choose the device sounds.

- On
  - Off
- 

### Video Out

Choose the regional setting that lets you connect the camera to a television or other external device.

- NTSC
  - PAL
- 

Note: The firmware version is displayed at the top of the Settings screen.

---

## 8 Keep learning!

---

Visit [www.kodak.com/go/Zi6support](http://www.kodak.com/go/Zi6support):

- interactive troubleshooting and repairs
- interactive tutorials
- FAQs
- downloads
- accessories
- product registration (or visit [www.kodak.com/go/register](http://www.kodak.com/go/register))





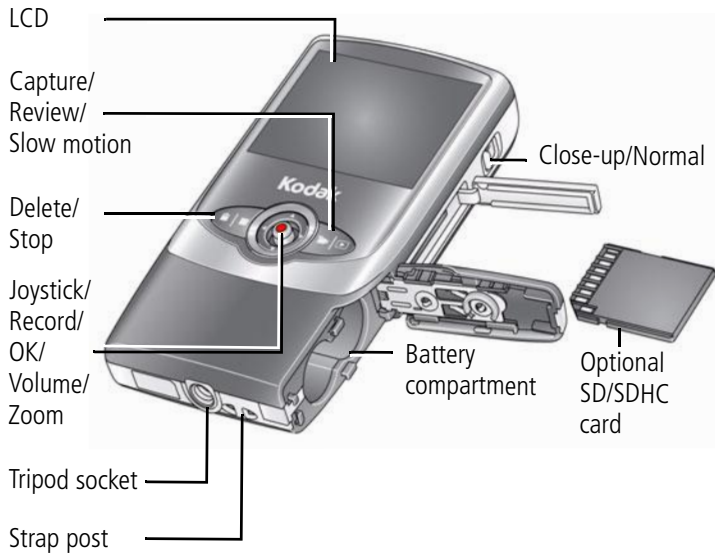
---

# Front view

---



# Back view



# Understanding the status icons

## Recording icons



## Playback icons



---

# Appendix

## CAUTION:

Do not disassemble this product; there are no user-serviceable parts inside. Refer servicing to qualified service personnel. Kodak AC adapters and battery chargers are intended for indoor use only. The use of controls, adjustments, or procedures other than those specified herein may result in exposure to shock and/or electrical or mechanical hazards. If the LCD breaks, do not touch the glass or liquid. Contact Kodak customer support.

- The use of an accessory that is not recommended by Kodak may cause fire, electric shock, or injury. For approved accessories, visit [www.kodak.com/go/accessories](http://www.kodak.com/go/accessories).
- Use only a USB-certified computer equipped with a current-limiting motherboard. Contact your computer manufacturer if you have questions.
- If using this product in an airplane, observe all instructions of the airline.
- When removing batteries, allow them to cool; they may be hot.
- Follow all warnings and instructions supplied by the battery manufacturer.
- Use only batteries approved for this product to avoid risk of explosion.
- Keep batteries out of the reach of children.
- Do not allow batteries to touch metal objects, including coins. Otherwise, a battery may short circuit, discharge energy, become hot, or leak.
- Do not disassemble, install backward, or expose batteries to liquid, moisture, fire, or extreme temperature.
- Remove the batteries when the product is stored for an extended period of time. In the unlikely event that battery fluid leaks inside the product, contact Kodak customer support.
- In the unlikely event that battery fluid leaks onto your skin, wash immediately with water and contact your local health provider. For additional health-related information, contact your local Kodak customer support.
- Dispose of batteries according to local and national regulations. Visit [www.kodak.com/go/kes](http://www.kodak.com/go/kes).
- Do not charge non-rechargeable batteries.

For more information on batteries, see [www.kodak.com/go/batterytupes](http://www.kodak.com/go/batterytupes).


## Specifications

**Image Sensor**—1/4.5-type, 1.6 MP, CMOS

**Lens**—4.1 mm, f/2.8, fixed focus

**Zoom**—2X digital

**LCD**—2.4 in.

**Image Storage**—128 MB internal memory (approximately 30 MB available for image storage. 1 MB equals one million bytes); optional SD/SDHC Card  (The SD logo is a trademark of the SD Card Association.)

**Focusing System**—Fixed

**Focus Mode**—Normal, Close-up

**Focus Range**—Normal: 70 cm (27.6 in.)–infinity; Close-up: 5 cm (2 in.)

**White Balance**—Auto

**File Format**—Video: H.264 (MOV), AAC LC; Still: JPEG

**HD output**—720p @ 60 FPS; 720p @ 30 FPS

**Still Picture Recording Pixels**—3 MP (interpolated)

**Microphone**—Mono

**Speaker**—Yes

**I/O Interface**—USB 2.0 (high speed); component output; AV output

**Tripod Mount**—1/4-in. standard

**Power**—(2) AA batteries (Ni-MH recommended)

**Size**—64 x 114 x 23.5 mm (2.5 x 4.5 x 0.9 in.)

**Weight**—107 g (3.8 oz) without batteries

## Limited Warranty

Kodak warrants Kodak consumer electronic products and accessories (“Products”), excluding batteries, to be free from malfunctions and defects in both materials and workmanship for one year from the date of purchase. Retain the original dated sales receipt. Proof of the date of purchase will be required with any request for warranty repair.

## Limited warranty coverage

Warranty service is only available from within the country where the Products were originally purchased. You may be required to ship Products, at your expense, to the authorized service facility for the country where the

Products were purchased. Kodak will repair or replace Products if they fail to function properly during the warranty period, subject to any conditions and/or limitations stated herein. Warranty service will include all labor as well as any necessary adjustments and/or replacement parts. If Kodak is unable to repair or replace a Product, Kodak will, at its option, refund the purchase price paid for the Product provided the Product has been returned to Kodak along with proof of the purchase price paid. Repair, replacement, or refund of the purchase price are the sole remedies under the warranty. If replacement parts are used in making repairs, those parts may be remanufactured, or may contain remanufactured materials. If it is necessary to replace the entire Product, it may be replaced with a remanufactured Product. Remanufactured Products, parts and materials are warranted for the remaining warranty term of the original Product, or 90 days after the date of repair or replacement, whichever is longer.

### **Limitations**

This warranty does not cover circumstances beyond Kodak's control. This warranty does not apply when failure is due to shipping damage, accident, alteration, modification, unauthorized service, misuse, abuse, use with incompatible accessories or attachments (such as third party ink or ink tanks), failure to follow Kodak's operation, maintenance or repacking instructions, failure to use items supplied by Kodak (such as adapters and cables), or claims made after the duration of this warranty. Kodak makes no other express or implied warranty for this product, and disclaims the implied warranties of merchantability and fitness for a particular purpose. In the event that the exclusion of any implied warranty is ineffective under the law, the duration of the implied warranty will be one year from the purchase date or such longer period as required by law. The option of repair, replacement, or refund is Kodak's only obligation. Kodak will not be responsible for any special, consequential or incidental damages resulting from the sale, purchase, or use of this product regardless of the cause. Liability for any special, consequential or incidental damages (including but not limited to loss of revenue or profit, downtime costs, loss of the use of the equipment, cost of substitute equipment, facilities or services, or claims of your customers for such damages resulting from the purchase, use, or failure of the Product), regardless of cause or for breach of any written or implied warranty is expressly disclaimed.

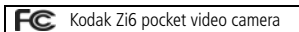
### **Your rights**

Some states or jurisdictions do not allow exclusion or limitation of incidental or consequential damages, so the above limitation or exclusion may not apply to you. Some states or jurisdictions do not allow limitations on how long an implied warranty lasts, so the above limitation may not apply to you. This warranty gives you specific rights, and you may have other rights which vary from state to state or by jurisdiction.

## Outside the United States and Canada

In countries other than the United States and Canada, the terms and conditions of this warranty may be different. Unless a specific Kodak warranty is communicated to the purchaser in writing by a Kodak company, no warranty or liability exists beyond any minimum requirements imposed by law, even though defect, damage, or loss may be by negligence or other act.

### FCC compliance and advisory



This equipment has been tested and found to comply with the limits for a Class B digital device, pursuant to Part 15 of the FCC Rules. These limits are designed to provide reasonable protection against harmful interference in a residential installation. This equipment generates, uses, and can radiate radio frequency energy and, if not installed or used in accordance with the instructions, may cause harmful interference to radio communications. However, there is no guarantee that interference will not occur in a particular installation. If this equipment does cause harmful interference to radio or television reception, which can be determined by turning the equipment off and on, the user is encouraged to try to correct the interference by one or more of the following measures: 1) reorient or relocate the receiving antenna; 2) increase the separation between the equipment and the receiver; 3) connect the equipment to an outlet on a circuit different from that to which the receiver is connected; 4) consult the dealer or an experienced radio/TV technician for additional suggestions. Any changes or modifications not expressly approved by the party responsible for compliance could void the user's authority to operate the equipment. Where shielded interface cables have been provided with the product or specified additional components or accessories elsewhere defined to be used with the installation of the product, they must be used in order to ensure compliance with FCC regulation.

### Waste Electrical and Electronic Equipment labeling



In Europe: For human/environmental protection, it is your responsibility to dispose of this equipment at a collection facility established for this purpose (separate from municipal waste). For more information, contact your retailer, collection facility, or appropriate local authorities; or visit [www.kodak.com/go/recycle](http://www.kodak.com/go/recycle). (Product weight: 107 g.)

### Australian C-Tick



#### Canadian DOC statement

DOC Class B Compliance—This Class B digital apparatus complies with Canadian ICES-003.

Observation des normes-Classe B—Cet appareil numérique de la classe B est conforme à la norme NMB-003 du Canada.

#### FCC and Industry Canada

This device complies with Industry Canada RSS-210 and FCC Rules. Operation is subject to the following two conditions: (1) this device may not cause harmful interference, and (2) this device must accept any interference received, including interference that may cause undesired operation.

##### FCC et Industrie Canada

Cet appareil est conforme à la norme RSS-210 d'Industrie Canada et aux réglementations de la FCC. Son utilisation est soumise aux deux conditions suivantes : (1) cet appareil ne doit pas provoquer d'interférences nuisibles, et (2) cet appareil doit supporter les interférences reçues, y compris celles susceptibles de nuire à son bon fonctionnement.

### Russian GOST-R



Eastman Kodak Company  
Rochester, NY 14650

A10-40

Фотокамера изготовлена в Китае; остальные элементы -  
в соответствии с маркировкой.



## China RoHS

## 环保使用期限 (EUP)

在中国大陆，该值表示产品中存在的任何危险物质不得释放，以免危及人身健康、财产或环境的时间期限（以年计）。该值根据明中所规定的产品正常使用而定。

有毒有害物质或元素名称及含量标识表						
部件名称	有毒有害物质或元素					
	铅	汞	镉	六价铬	多溴联苯	多溴二苯醚
数码摄像机电路板组件	×	○	○	○	○	○
电池充电器	×	○	○	○	○	○

○：表示该有毒有害物质在该部件所有均质材料中的含量均在SJ/T 11363-2006规定的限量要求以下。  
 ×：表示该有毒有害物质至少在该部件的某一均质材料中的含量超出SJ/T 11363-2006规定的限量要求。



组件视频电缆 (Component Video Cable)



音频/视频电缆 (Audio/Video Cable)

## Kodak

Eastman Kodak Company

Rochester, New York 14650

© Eastman Kodak Company, 2008

Kodak is a trademark of Eastman Kodak Company.

ArcSoft and MediaImpression are trademarks of ArcSoft, Inc.

YouTube™ is a trademark of YouTube, LLC

Apple, iLife, iWeb, MobileMe, iTunes, iPhone, iPod, and Apple TV are trademarks of Apple, Inc.

All screen images are simulated.

4H5023\_en

[www.kodak.com/go/ZiGsupport](http://www.kodak.com/go/ZiGsupport)