



OnePlus 2 User Guide

Index

04 **What's in The Box?**

05 **The Device**

06 Alert Slider

07 Fingerprint Sensor

08 Back Cover

09 Dual SIM Card Tray

10 USB Type-C Port and Charging

11 Power On

12 **OxygenOS**

13 App Permissions

14 Customization

15 Messaging

16 Making a Call

17 Camera and Photos

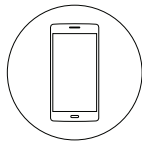
18 **Safety Information**

Thank you!




The OnePlus 2 is the result of our hard work in trying to meet the steep expectations held by our users and community, of us. We promised to deliver an amazing amalgamation of mobile hardware, software and experience, and we want to thank all of you for pushing us to keep this promise. We truly couldn't have offered the best mobile experience out there, without your help.

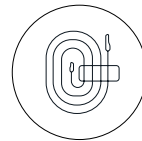
What's in The Box



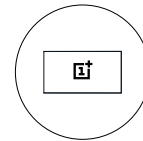
OnePlus 2



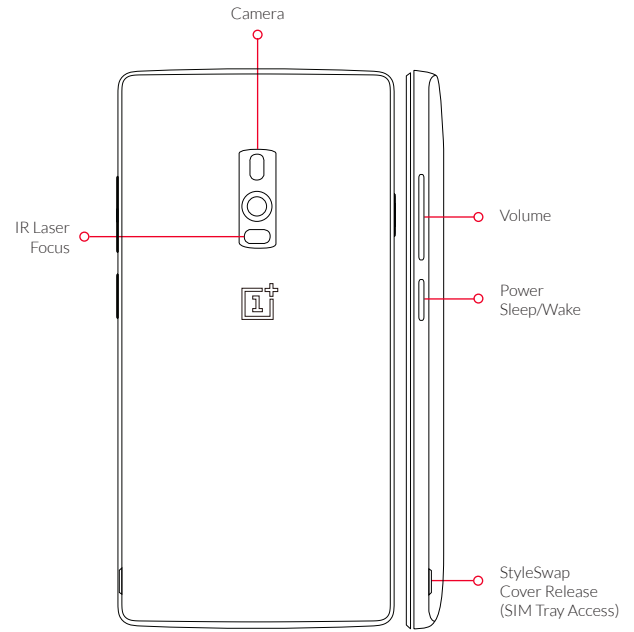
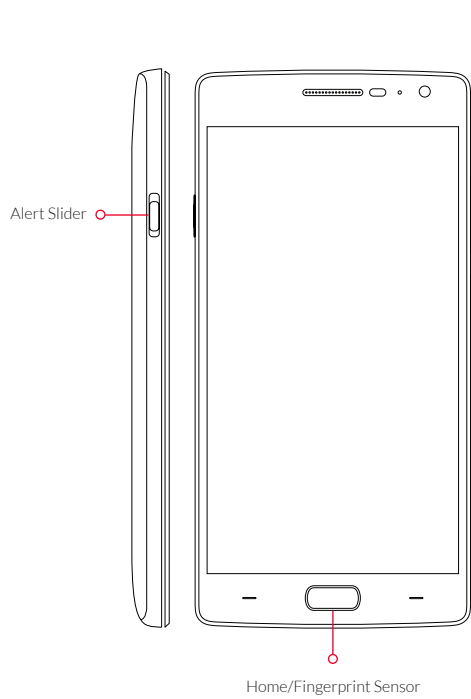
Charger



USB Data &
Charging Cable



User Guide
Quick Start Guide



Alert Slider

The Alert Slider allows you to effortlessly switch between 3 notification profiles without having to take the phone out of your pocket.



None

Disable all notifications from all contacts
(Alarm notifications will still be enabled).



Priority

Receive notifications from only your
priority contacts.




All

Receive notifications from all your
contacts.

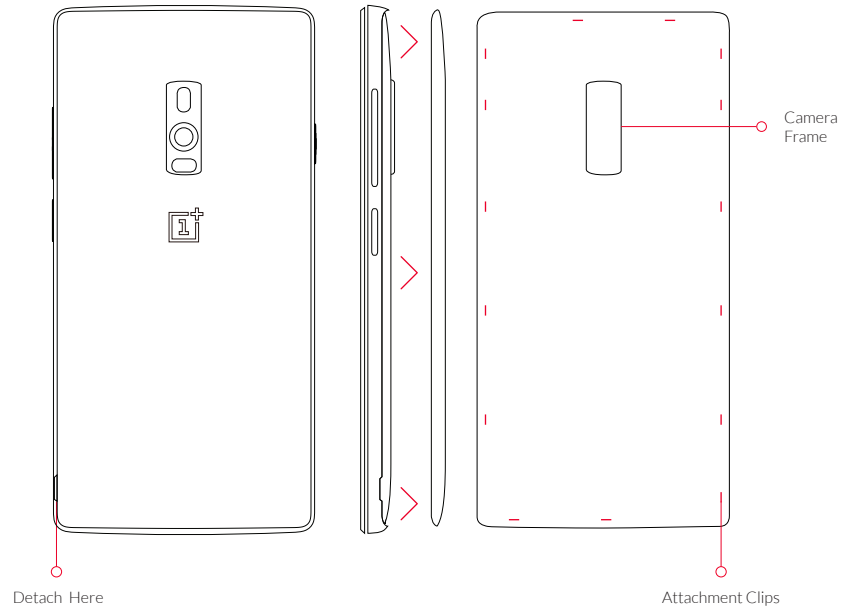
Fingerprint Sensor

Quickly and securely unlock your OnePlus 2 with a simple press. It can store up to 5 unique fingerprint profiles.



Back Cover

With our new StyleSwap system, you can switch covers in seconds - no tools required. Covers snap into place for a fit that is extremely secure yet easy to remove.



Dual SIM Card Tray

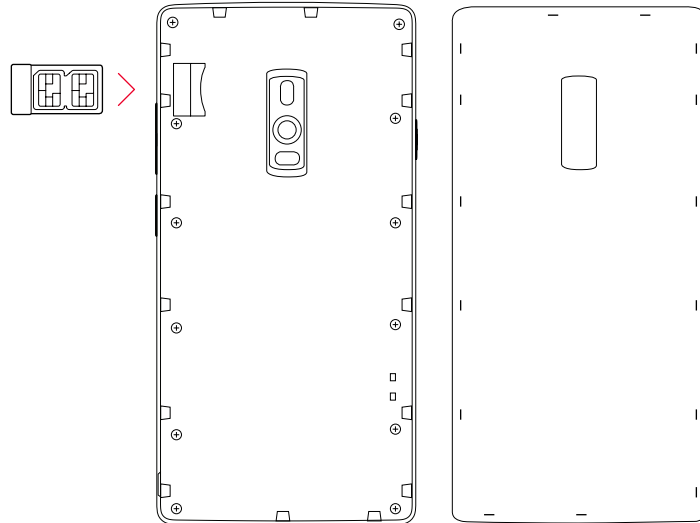
Don't lug around two phones or change out SIM cards while traveling. Stay connected to two networks, simultaneously.

Notice:

Lift the back cover gently from the groove.
Place your SIM in the SIM card tray, then insert the tray back into the device.

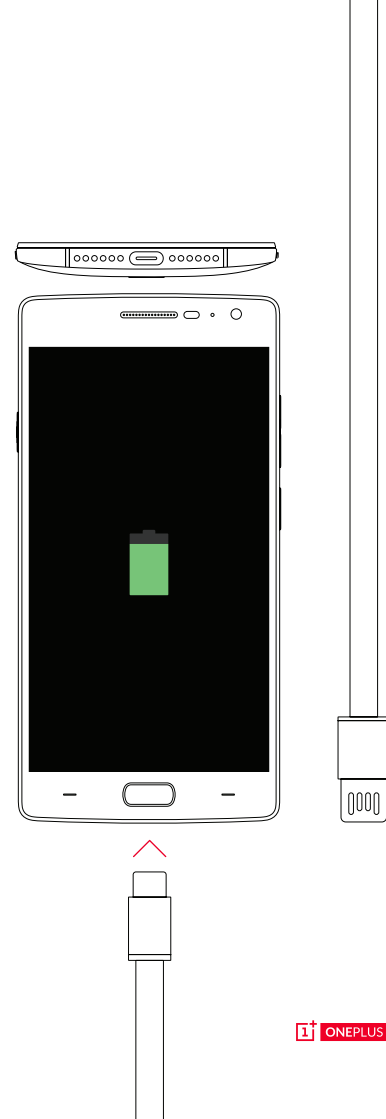


WARNING: Please do not insert your SIM directly into the device.



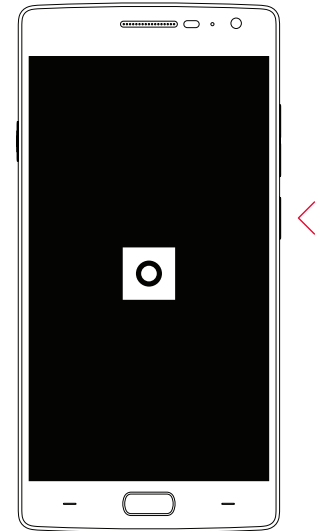
USB Type-C Port and Charging

Our exclusive, patented USB Type-C data and charging cable is reversible on both ends. This means effortless and fumble free charging when plugging into the phone as well as a computer or wall charger.



Power On

Turn on your OnePlus 2 by pressing and holding the <Power> button on the right for a few seconds. Then follow the on-screen instructions to personalize your 2.



OxygenOS

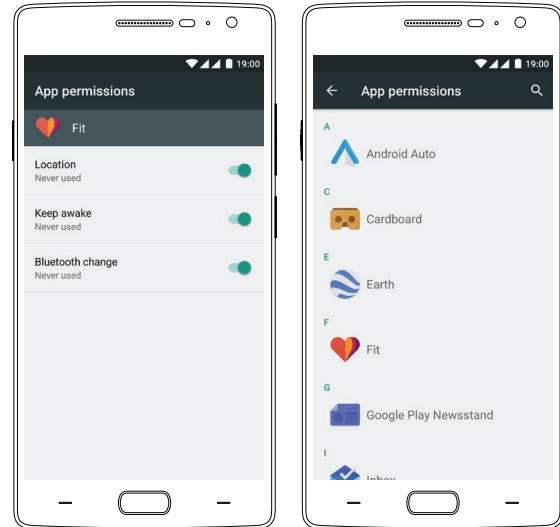
OxygenOS now has a custom launcher. We no longer ship with Google Now Launcher. The launcher is based on AOSP (Android Open Source Project) but has a few nifty features within it. The launcher supports third party icon packs out of the box and also allows user to change their app drawer grid. Shelf and the launcher are linked to each other.

We also have another fancy new feature, users can now re-arrange their icons by long pressing on the home screen and clicking re-arrange to fix all the clutter. The launcher also reacts to dark mode which changes the default white background to a dark background with a tint.



App Permissions

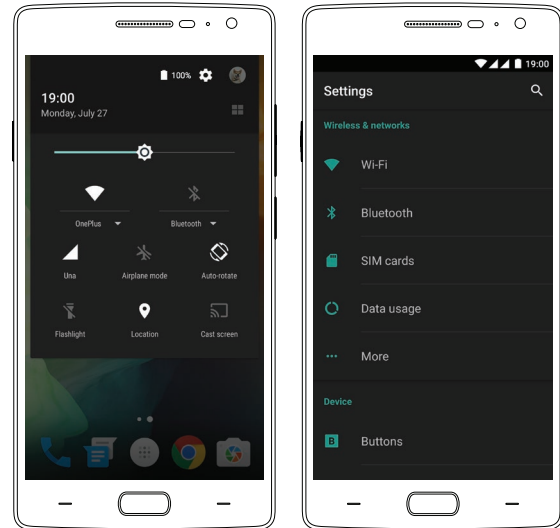
Security was also a huge focus when building OxygenOS. App Permissions allows you to control what apps can access, things like location, identity, or contacts. Don't want a particular app to bother you with notifications? Turn them off.




Customization



Dark Mode enables a system wide Dark Theme on the device. It themes basic elements across the system. It covers stuff like - Settings, Quick Settings, Notification Panel, Volume panel, Launcher app drawer etc.

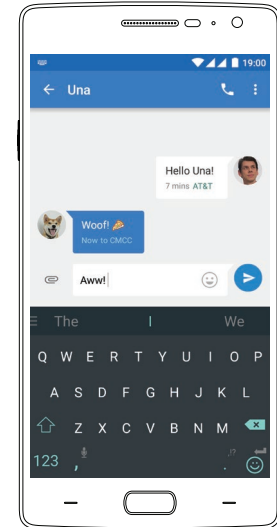
OxygenOS also natively supports custom icons packs in any format, allowing you to drastically change the look and feel of your device. Options also exist to fine-tune the LED indicator, icon grid size, and more





Message


To send an SMS launch the Messaging application from your Launcher or Application drawer. Enter the name or phone number in the <to> field or select someone from your contacts. Type your message, then tap .

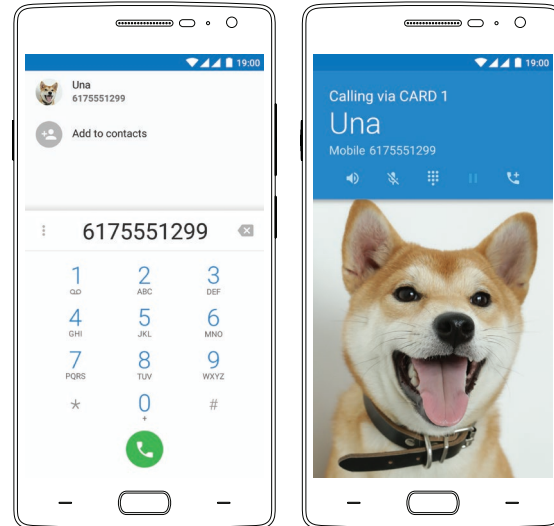
For an MMS. In the Messaging application, tap the  you want to add. Type your message, then tap .



Phone Call

Tap the  from your Home Screen or Application Drawer and use the  to make phone calls manually or tap any contact card from the Speed Dial list to quickly dial that contact. Tap a phone number in Contacts, an e-mail, or a text message to make a call.


Contacts from your Address Book are automatically added to your Speed dial list based on frequency of use. You can permanently pin contacts to the top of your Speed Dial list by marking them as “Favorites” - just tap the  associated with each contact you want to add.



Camera

The new camera app for the OnePlus 2 is loaded with powerful features. You can now manually tweak some settings like the white balance, ISO and shutter speed as well.

We have also included a new “Clear image” mode, which you can take 50 megapixel photos with stunning clarity. As well, you are now able to capture “Slow motion” video at 120 frames per second along with an automatic “Time-lapse” mode.



Safety Information

Please read carefully before using the device and retain for future reference.

Declaration

OnePlus is trademark or registered trademark of OnePlus (Shenzhen) Technology Co., Ltd. All rights reserved. Without prior written permission of OnePlus, reproduction, transfer, distribution or storage of

the contents in this document in any form is prohibited. OnePlus operates a policy of ongoing development. Thus, OnePlus reserves the right to make changes or improvements to any of the products described in this document without prior notice. The contents of this document are all provided “as is”. Except as required by applicable law, no warranties of any kind, either express or implied, are made in relation to the accuracy of this document. To the maximum extent permitted by applicable law, under no circumstances shall OnePlus

or any of its licensors be responsible for any loss of data or incur or any special, incidental, consequential, or indirect damages caused. Availability of product supplies, application software, and accessories may vary. For detailed information, please refer to an authorized OnePlus distributor. This device may contain commodities, technology, or software subject to export laws and regulations. Diversion contrary to law is prohibited.

Safety

Failure to follow these guidelines may cause injury to your device, property, yourself, or others.

- Do not switch on the device where prohibited or when it may cause interference or danger.
- When operating a vehicle, obey and follow all related local laws.
- Do not use device at gas stations, service stations, or near fuel or chemicals.
- Mobile phones might cause interference. Check all laws and regulations when flying.
- Hospitals or healthcare organizations may use equipment that is sensitive to radio frequencies. Please obey all rules and regulations.
- All wireless devices might be susceptible to interference, which could affect performance.
- Only qualified and authorized personnel should make repairs to this product.
- Only use branded accessories and batteries that are approved by OnePlus. Accessories which are not approved by OnePlus may damage the phone or cause harm.
- This device is not water-resistant. Please keep away from moisture and humidity.
- When connecting with other devices, please follow the safety guidelines presented in this manual.

Do not attempt to connect your device with incompatible products.

Battery Precautions

- Please do not attempt to repair, disassemble or modify the battery. Do not place or use battery near fires, heaters, direct sunlight, or other heat sources. Prolonged exposure to heat may cause battery leakage, explosions, or fires.
- Please do not place pressure on or pierce the battery with hard objects. Damaging the battery could cause battery leakage, overheating, or fires.
- Battery liquid may cause damage to skin or clothes. If exposed, immediately wash skin with water and seek medical attention.
- If you experience any battery abnormalities, such as high temperature, discoloration, distortion, or leakage, immediately discontinue usage of the device and contact customer support.
- If the battery's internal liquid comes in contact with your eyes, rinse thoroughly and immediately seek medical attention.
- Do not connect your device to a high-voltage power supply or the battery could become damaged.
- All batteries have a limited lifespan and will begin to lose capacity after several hundred charges/discharges.
- Do not dispose of the battery as household waste. Refer to local regulations.



WARNING: Please do not charge the battery over 12 hours.

To Save Power and Achieve Longer Battery Life

- Please charge the battery at a room temperature between 5°C and 40°C.
- Features like Bluetooth and WiFi consume more energy, so disable these features when not in use.
- The brighter the screen, the more energy will be consumed; you can dim the screen brightness and shorten the sleep time within the display settings menu.
- Please only use the official OnePlus charger. Using unauthorized chargers can be dangerous and can void your warranty.
- Make sure to only use outlets with the correct voltages (as labelled on the charging brick). Using an incorrect voltage can damage your phone and/or battery and lead to injury.
- Do not use unsafe plugs or outlets.
- Do not use a short-circuit charger.
- Do not disassemble or modify charger, as this may lead to personal injury, electric shock or fire.
- Do not use the charger in humid environments.
- Do not touch the charger, cable or power socket with wet hands, as this may cause electric shock.
- Do not place heavy objects on the power cord or attempt to modify any cables.
- Make sure to grasp the charger firmly while unplugging it. Do not pull the power cord as this may lead to damage and cause electric shock or fire.
- Before cleaning the device, unplug the power plug from the socket.
- Do not charge the battery under the following conditions: in direct sunlight, in temperatures below 5° or above 40°; in areas with humidity, dust or strong vibrations; in areas near a TV, radio or other electrical appliances.
- The maximum charging temperature of the equipment is 25°C.
- The charger is intended for indoor use only.
- Adapter shall be installed near the equipment and shall be easily accessible.

Drive Safely

- Safety should take priority when you are operating a vehicle. Be sure to obey related regulations in the area or country in which you drive.
- Please do not store or carry your mobile phone or accessories near liquid or flammable gas. Make sure you do not place your phone or accessories near safety airbags.
- Do not rely solely on the GPS in your phone; these applications are only for reference purposes only. Location information changes regularly, and in some places these features are not supported. Map routes and/or compass may be incorrect, incomplete or unsupported.
- Electromagnetic waves (in the surrounding environment or even earphone magnets) can disrupt the accuracy of the compass, so please only use it for reference.
- If you do not wish to disclose your location, be sure not use applications that can record your location. Please obey the rules, law and your local regulations.

Operating Environment

- Please switch off your device whenever phone use is prohibited or when it may cause interference or danger.
- Mobile phones may interfere with the normal operation of electronic equipment and medical devices. Please follow related laws and regulations.
- Your mobile phone's radio waves may interfere with high accuracy electronic equipment.
- Only operate your phone between -10-40°C temperature and 35-85% humidity.
- In extremely rare occasions, the device may affect a vehicle's electronic equipment.

FCC & IC Statement

1. This device complies with part 15 of the FCC rules. Operation is subject to the following two conditions:
(1) this device may not cause harmful interference, and (2) this device must accept any interference received, including interference that may cause undesired operation.
2. Le présent appareil est conforme aux CNR d'Industrie Canada applicables aux appareils radio exempts de licence. L'exploitation est autorisée aux deux conditions suivantes : (1) l'appareil ne doit pas produire de brouillage, et (2) l'utilisateur de l'appareil doit accepter tout brouillage radioélectrique subi, même si le brouillage est susceptible d'en compromettre le fonctionnement.
3. This Class B digital apparatus complies with Canadian ICES-003. Cet appareil numérique de la classe B est conforme à la norme NMB-003 du Canada.

NOTE: The manufacturer is not responsible for any radio or TV interference caused by unauthorized modifications or changes to this equipment. Such modifications or changes could void the user's authority to operate the equipment.

NOTE: This equipment has been tested and found to comply with the limits for a Class B digital device, pursuant to part 15 of the FCC Rules. These limits are designed to provide reasonable protection against harmful interference in a residential installation. This equipment generates uses and can radiate radio frequency energy and, if not installed and used in accordance with the instructions, may cause harmful interference to radio communications.

RF Exposure information (SAR)

This device meets the government's requirements for exposure to radio waves.

This device is designed and manufactured not to exceed the emission limits for exposure to radio frequency (RF) energy set by the Federal Communications Commission of the U.S. Government.

The exposure standard for wireless devices employs a unit of measurement known as the Specific Absorption Rate, or SAR. The SAR limit set by the FCC is 1.6W/kg. *Tests for SAR are conducted using standard operating positions accepted by the FCC with the device transmitting at its highest certified power level in all tested frequency bands.

Although the SAR is determined at the highest certified power level, the actual SAR level of the device while operating can be well below the maximum value. This is because the device is designed to operate at multiple power levels so as to use only the power required to reach the network. In general, the closer you are to a wireless base station antenna, the lower the power output.

While there may be differences between the SAR levels of various devices and at various positions, they all meet the government requirement.

This device has also been tested and meets the FCC RF exposure guidelines for use with an accessory that contains no metal and positions the handset a minimum of 1.0 cm from the body.

Use of other accessories may not ensure compliance with FCC RF exposure guidelines. Position the handset a minimum of 1.0 cm from your body when the device is switched on.

However, there is no guarantee that interference will not occur in a particular installation. If this equipment does cause harmful interference to radio or television reception, which can be determined by turning the equipment off and on, the user is encouraged to try to correct the interference by one or more of the following measures:

- Reorient or relocate the receiving antenna.
- Increase the separation between the equipment and receiver.
- Connect the equipment into an outlet on a circuit different from that to which the receiver is connected.
- Consult the dealer or an experienced radio/TV technician for help.

FCC Caution

- Any changes or modifications not expressly approved by the party responsible for compliance could void the user's authority to operate the equipment.
- The antenna(s) used for this transmitter must not be co-located or operate in conjunction with any other antenna or transmitter.
- The country code selection is for non-US model only and is not available for all US models. Per FCC regulation, all WiFi product marketed in US must be fixed to US operation channels only.
- Operations in the 5.15-5.25GHz band are restricted to indoor usage only.
- Your phone can only use OnePlus authorized batteries and chargers. Using third-party products may cause battery leakage, overheating or fires. OnePlus will not take any responsibility for accidents or problems caused by using accessories.

CE Certification Information (SAR)

- The SAR limit of Europe is 2.0 W/kg. This device was tested for typical operation with the back of the handset kept 1.5cm from the body. To maintain compliance with RF exposure requirements, use accessories that maintain a 1.5cm separation distance between the your body and the back of the handset. The use of belt clips, holsters and similar accessories should not contain metallic components in its assembly. The use of accessories that do not satisfy these requirements may not comply with RF exposure requirements, and should be avoided.
- If you are using a pacemaker, hearing aids, cochlear implant or other device, please use the phone according to your doctor's advice.
- Your device is designed not to exceed the limits of emission of radio waves recommended by international guidelines.
- The SAR value of the device may depend on factors such as proximity to the network tower or use of accessories.

E-Waste Disposal Declaration

E-waste refers to discarded electronics and electronic equipment (WEEE). Ensure that an authorized agency repairs devices when needed. Do not dismantle the device on your own. Always discard used electronic products, batteries and accessories at the end of their life cycle; use an authorized collection point or collection center.

Do not dispose of e-waste into garbage bins. Do not dispose of batteries into household waste. Improper disposal of waste may prevent natural resources from being reused. Some waste contains hazardous chemicals if not disposed properly and may release toxins into the soil and water, and may also release greenhouse gases into the environment

Additional Important Health and Safety Information

- Please do not use the phone if antenna is damaged. Otherwise, it could cause injury.
- Do not place the phone near magnetic cards or other magnetic objects; information stored on floppy discs, memory cards and credit cards could be damaged by magnetic radiation.
- Please keep metallic objects away from phone receiver.
- Small metallic objects may be attracted to the device and personal injury or device damage could occur.
- Keep phone away from water and other liquids.
- Damage to the display could lead to leakage of the liquid inside the LCD panel. If this liquid comes in contact with your eyes, flush your eyes with water immediately (do not rub) and immediately seek medical attention.



WARNING: Excessive sound pressure may harm your hearing.

Care and Maintenance

- Your phone is a product of superior design and craftsmanship and should be treated with care. The following suggestions will help you to prolong the life of your device.
- If the screen comes in contact with liquid or dust, please clean immediately.
- Please do not touch the connection port of the phone, as static electricity may harm components in the device.
- Do not hit, shake or drop the phone to avoid damage and injury.
- Do not put pressure on the device, as it may damage the screen, battery, or the device itself
- Do not place the battery, phone or charger in a microwave oven or other high voltage equipment. Otherwise, it may cause circuit damage, fires, or other damage.
- Do not use the phone around flammable gas.
- Please keep the phone out of reach of children in order to prevent injuries or property damage.
- Do not place the phone on uneven or unstable surfaces.
- Phone, battery and charger are not waterproof. Please do not use these devices in the bathroom, areas of high temperature, humidity or dust; avoid rain.
- Use soft, clean, dry cloth to clean the phone, battery and charger.
- Do not use alcohol or harsh chemicals to clean the device.
- Please use a soft cloth with water to remove dirt and smudges; do not use your fingernails or other sharp objects to avoid scratching the screen.
- Sockets that are dirty may cause poor contact with the charger and your phone may fail to charge properly.
- When the phone is transmitting data or saving information, do not remove the SIM card.
- Modified accessories may damage the device or violate local regulations for radio devices.
- The user should turn off 5GHz WiFi in outdoor environments.



WARNING: Before using the phone, please read the health and safety information carefully.

Some people may get dizzy or experience medical problems in response to flashing lights. If you are at risk, please consult your doctor before using this device. If you have the following symptoms: headache, dizziness, convulsion, eyes or muscle cramps, loss of consciousness, or involuntary body movements, please stop using the device immediately and seek medical attention. Avoid using the device for extended periods and keep proper distance from your eyes.

EU Regulatory Conformance

Hereby, OnePlus (Shenzhen) Technology Co., Ltd. declares that this device is in compliance with the essential requirements and other relevant provisions of Directive 1999/5/EC. Notice: Observe the national local regulations in the location where the device is to be used. This device may be restricted for use in some or all member states of the European Union (EU).

NEVER SETTLE

We strive to use the best, and thus achieve to provide our users with the best possible experience that can be had with all of our products. We aim to create products, that are both very functional and beautiful at the same time. We truly believe we are creating our products, with this concept in mind and aren't willing to compromise in either aspects. As this is the essence of our "Never Settle" philosophy, in that neither us nor our fans should settle for an inferior product in any way.

