



## CDA-30360 Cable Modem

ZyXEL's CDA-30360 brings the speed and reliability of broadband internet directly to your home or small office. Powered by DOCSIS 3.0 and utilizing 8 downstream channels to provide ultra-fast download speeds, the CDA-30360 ensures that streaming media, gaming, videoconferencing, online shopping, or even just surfing the web is a seamless, instantaneous experience. Setup is fast and easy, and IPv6 support guarantees that your modem will continue to provide high speed, high quality internet access well into the future.

### Always-On, High-Performance Internet Connection

The ZyXEL CDA-30360 is the perfect choice for cable operators who want to offer high-speed broadband access to their customer base economically. It delivers speeds of up to 400Mbps (8x4) with eight bonded downstream channels over its DOCSIS interface - eight times faster than a conventional single-channel DOCSIS 2.0 cable modem! The integrated Gigabit Ethernet port enables easy home networking.

### Rapid, Simple Deployment, Monitoring and Management

Installation of the CDA-30360 is quick, straight-forward, and can even be carried out by the end-user. Once connected, the built-in TFTP client automatically gets the IP address and configuration data from the network server without human intervention. A browser-based utility allows convenient viewing of key network statistics, and SNMP support provides total remote control over the device.

### Full Dual Stack IPv4 / IPv6 Support

The CDA-30360 has four provisioning modes: IPv4 Only, IPv6 Only, Alternate Provisioning Mode (APM) and Dual-stack Provisioning Mode (DPM). The new CDA-30360 boasts the sleek, attractive new design concept ZyXEL has created for its new product series.

- Full-featured, high bandwidth, compact economical cable modem
- 8x4 channel bonding
- DOCSIS/EuroDOCSIS 1.1/2.0/3.0 compliant
- Extensive operator control via configuration file and SNMP
- CableLabs CW80 certified



# CDA-30360 Cable Modem

## Technical Specs

### Protocol Support

- DOCSIS/EuroDOCSIS 1.1/2.0/3.0
- SNMP v1, v2C, v3

### Connectivity

- RF F-type female 75Ω connector
- RJ-45 Ethernet port 10/100/1000 Mbps (Auto-MDI/MDIX)

### Management

- Web-based GUI control configuration and management
- Dual-color LEDs clearly display network status and activity
- Power on self diagnostic
- MIB II/MCNS MIB
- Hitron proprietary MIBs for extended support

### Reception-Modulation

- Demodulation:
  - 64QAM, 256QAM
- Data Rate:
  - Up to 320 Mbps with 8 bonded downstream channels (DOCSIS)
  - Up to 400 Mbps with 8 bonded downstream channels (EuroDOCSIS)

- Frequency (edge-to-edge):
  - 88 ~ 1002 MHz (DOCSIS)
  - 108 ~ 1002 MHz (EuroDOCSIS)
- Channel Bandwidth:
  - 6 MHz (DOCSIS, DOCSIS-J)
  - 8 MHz (EuroDOCSIS)
- Signal Level:
  - -15 dBmV to 15 dBmV
- Input return loss:
  - >6dB

### Transmitter-Modulation

- Modulation:
  - QPSK, 8QAM, 16QAM, 32QAM, 64QAM, and 128QAM (SCDMA only)
- Data rate up to 120 Mbps with 4 upstream channel bonding
- Frequency:
  - 5 ~ 42 MHz (DOCSIS)
  - 5 ~ 65 MHz (EuroDOCSIS)
  - 5 ~ 85 MHz (Extended)
- Output return loss:
  - >6dB

### Mechanical

- 5 status LEDs (Power, DS, US, Status, LAN)
- Factory default reset button
- Power button (EU)
- Dimensions:
  - 160mm (W) x 40mm (H) x 147mm (D)
- Weight:
  - 310g ± 10g

### Environmental

- External power supply:
  - Input 100 ~ 240 VAC 50/60Hz
  - Output 6VDC 1.5A (NA/EU), 12VDC 1.25A (KS)
- Power Consumption:
  - 6W (typical), 9W (max.)
- Operating Temperature:
  - 0°C (32°F) ~ 40°C (104°F)
- Operating Humidity:
  - 10% ~ 90% (Non-condensing)
- Storage Temperature:
  - -40°C (-40°F) ~ 80°C (176°F)
- Surge Protection:
  - RF input sustains at least 3KV (NA/EU) and 6KV (KS)
  - Ethernet RJ-45 sustains at least 6KV

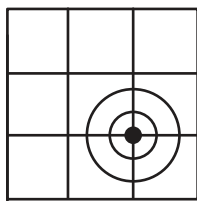
### Compliance Certificates

- RoHS
- CE Mark
- FCC, UL

### Box Contents

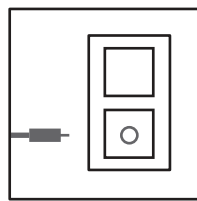
- Cable modem
- Power supply
- Ethernet cable
- Quick Installation Guide

## Application Diagram



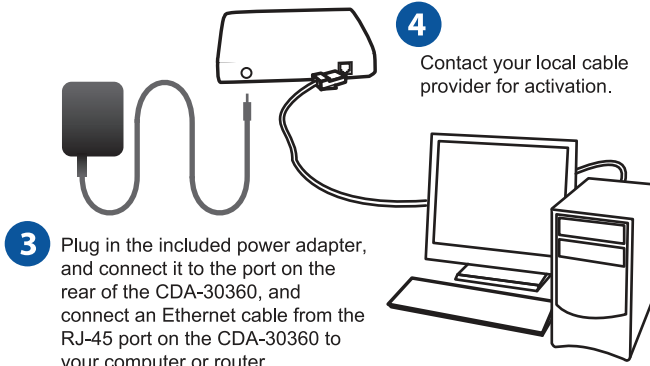
1

Call your Local cable provider to make sure that Broadband access is available in your local area.



2

Connect a coaxial cable from your existing cable outlet to the CDA-30360.



3

Plug in the included power adapter, and connect it to the port on the rear of the CDA-30360, and connect an Ethernet cable from the RJ-45 port on the CDA-30360 to your computer or router.

4

Contact your local cable provider for activation.

For more product information, visit us on the web [www.us.ZyXEL.com](http://www.us.ZyXEL.com)



Copyright © 2012 ZyXEL Communications Corp. All rights reserved. ZyXEL, ZyXEL logo are registered trademarks of ZyXEL Communications Corp. All other brands, product names, or trademarks mentioned are the property of their respective owners. All specifications are subject to change without notice.

ZyXEL Communications Inc.  
1130 North Miller Street  
Anaheim, CA 92806-2001

Phone: (714) 632-0882  
Fax: (714) 632-0858  
e-mail: [sales@zyxel.com](mailto:sales@zyxel.com)